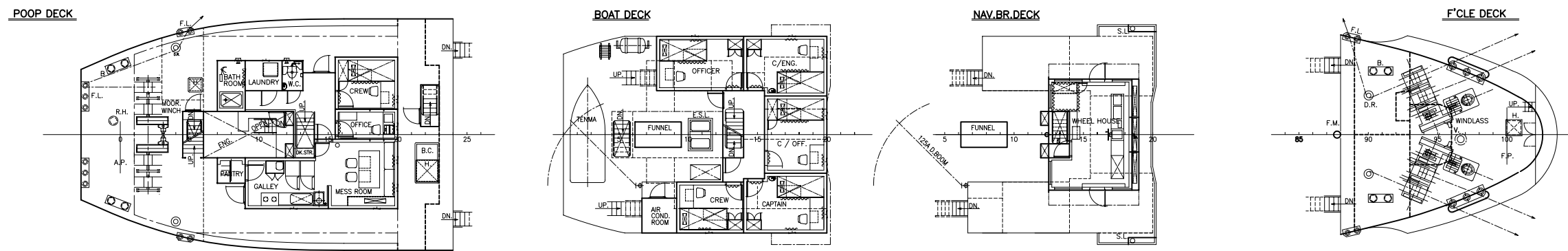
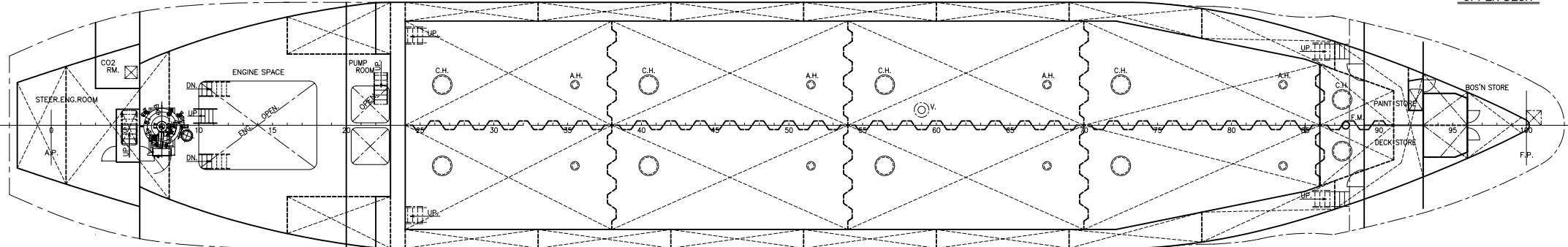


PRINCIPAL DIMENSIONS

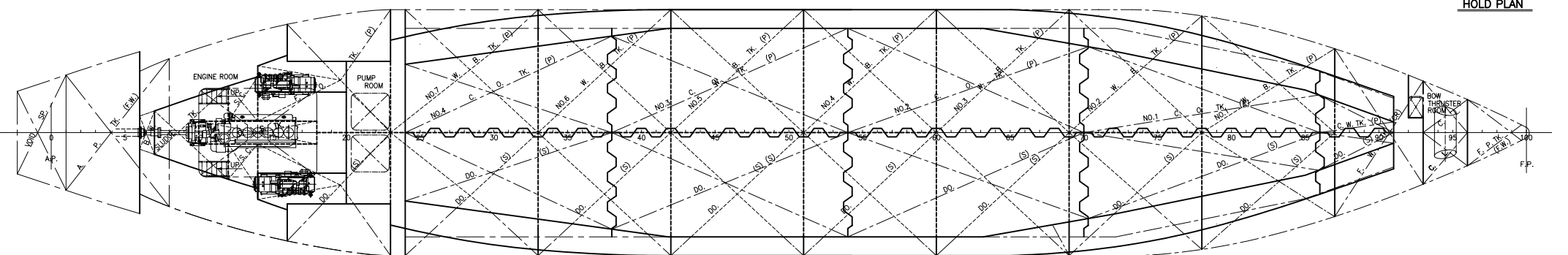
LENGTH (P.P.)	60'000
BREADTH (M.L.D.)	10'000
DEPTH (M.L.D.)	4'500
DRAFT (DESIGNED)	4'200
GROSS TONNAGE	abt. 499T
TANK CAPACITY	abt. 1,230M ³
MAIN ENGINE	1000PS
SPEED	abt. 10.5KT
COMPLEMENT	6P
NAVIGATION AREA	COASTING SERVICE (非国航)



UPPER DECK



HOLD PLAN



DESIGN DEPARTMENT	独立行政法人鉄道建設・運輸施設整備支援機構
MANAGER	499総屯型液体化学薬品ばら積船
CHIEF	一般配置図
STAFF	GENERAL ARRANGEMENT (通常ポンプ)
DRAWER	N. SUGIMOTO
DATE	15. MAR. 2013
SCALE	1/100
DRAWING NO.	C-2