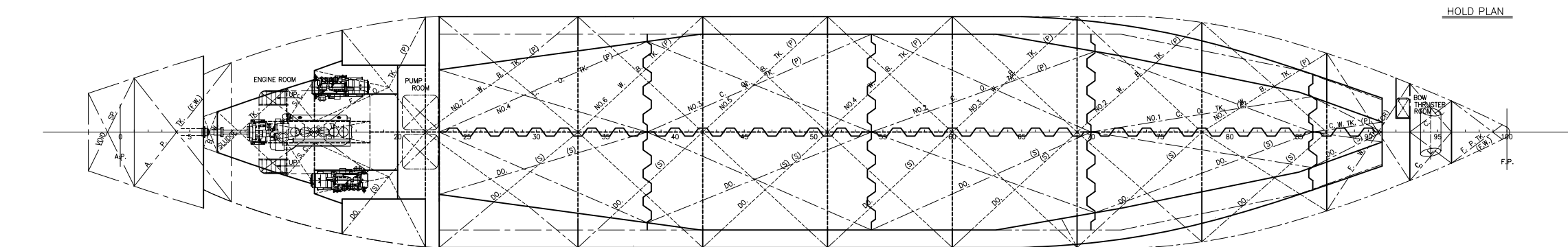
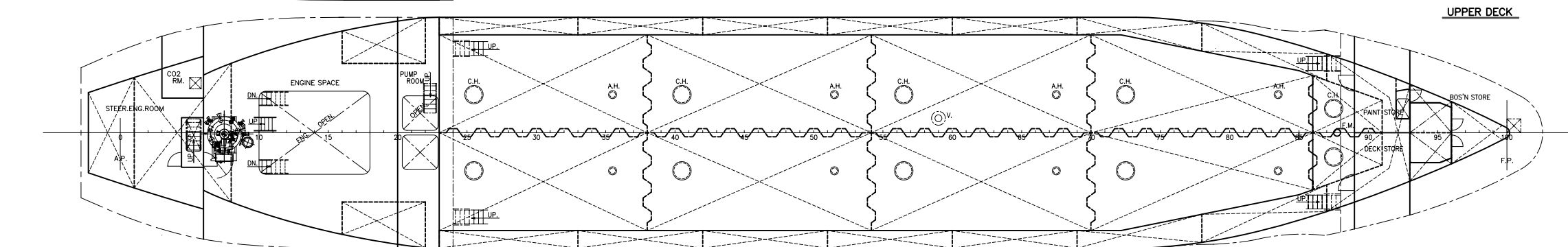
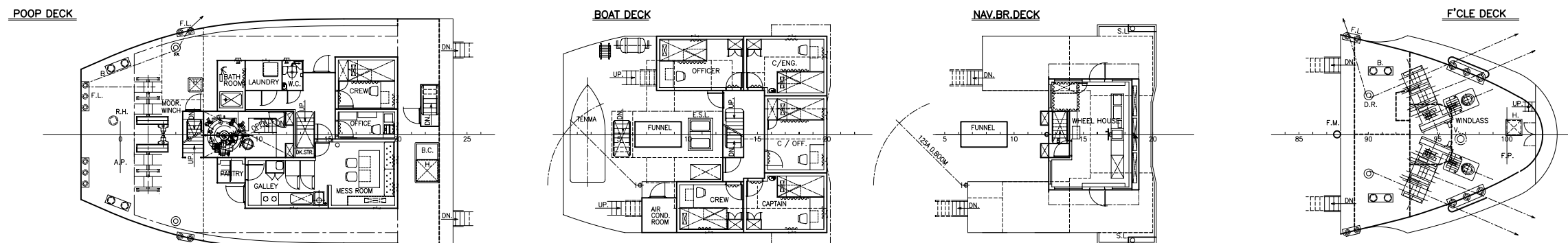


PRINCIPAL DIMENSIONS

LENGTH (P.P.)	60'000
BREADTH (M.L.D.)	10'000
DEPTH (M.L.D.)	4'500
DRAFT (DESIGNED)	4'200
GROSS TONNAGE	abt. 499T
TANK CAPACITY	abt. 1,230M ³
MAIN ENGINE	1000PS
SPEED	abt. 10.5KT
COMPLEMENT	6P
NAVIGATION AREA	COASTING SERVICE (非国際)



DESIGN DEPARTMENT	独立行政法人鉄道建設・運輸施設整備支援機構
MANAGER	499総屯型液体化学薬品ばら積船
CHIEF	一般配置図
STAFF	GENERAL ARRANGEMENT
DRAWER	(ディープウエルポンプ)
DATE	15. MAR. 2013
SCALE	1/100
DRAWING NO.	C-2